



PRODUCT INFORMATION S500-Aufsatz_TY_US - 12.03.2024 - www.vsamerica.com







Series 500 Shelving cabinet (add-on element).

Construction of glued bodies which can be combined next to and on top of each other into wall units (see product info for base element). Under each add-on cabinet with a shadow gap of 3/8" chipboard or with a pull-out storage board of laminate.

Body of melamine-resin-coated chipboard with glued-on plastic edge and rows of holes. Back panel made from chipboard or from acoustically effective micro-perforated sheet and with top cover.

Interior equipment with adjustable shelf inserts.

The following material groups are available to choose from: Roller cover made of plastic: C (astral silver, white); Body and bases made of chipboard: L6; Cover top veneered: F1.

							
		14 3/4" 10H	29 1/2" 20H	44 3/8" 30H			
Series 500	h						
	d 16 3/4 (inside 13 1/4)	w= 16 3/4 (inside 15 1/4)	42321	42322	42323		
		w= 33 1/2 (inside 32)	42326	42327	42328		
		w= 47 1/4 (inside 22 1/2+22 1/2)		42331	42332	42333	
	w= 64 1/4 (inside 31+31)		42336	42337	42338		
	Shelves	-	1	2	2	4	