



PRODUCT INFORMATION Shift-p-LRegal_TY_US - 12.04.2018 - www.vs-furniture.com

Shift+ Transfer Mobile shelving elements.






Structure of glued linear and curved (60°) bodies on a steel cross-member with 4 or 5 (60°) technical castors, 2 of which are lockable. Optional with 5 adjustable feet.

Body made of melamine-resin-coated LIGNOpal chipboards with glued-on plastic edge. With glued center walls for partitioning the bodies. With rows of holes (1/8") for adjustable shelf inserts and a perforated-plate or LIGNOpal back panel. Depending on the model with plastic boxes on guide rails.

Function: With magnets (optional) on the outer sides for docking further cabinet elements. Curved Landscape seating and cabinet elements can be combined linearly and, thanks to the matched inner and outer radii, back to back to create circular and serpentine seating/cabinet landscapes.

Push-handles (optional) made of steel on the top of the body.

The following material groups are available to choose from: Body made of LIGNOpal: L4; Perforated-plate: M1.

									
Shift+ Transfer	h Body (h Total) = 37 (38 ^{1/8})	45292	45304	45306	45317	45300	45302		
	h Body (h Total) = 43 ^{3/8} (45 ^{1/2})	45293	45305	45307		45318	45301		45303
	w Body (w Total)	60 ^{1/8}		64 ^{1/4}	41 ^{5/8} (43)				
	d Body (d Total)	16 ^{3/4} (22 ^{1/2})		20 ^{7/8} (26 ^{1/2})	16 ^{3/4} (17 ^{3/8})		20 ^{7/8} (21 ^{1/4})		
		60°							
Number of insertable shelves	4	8		4		8			
Shelves	one side	two sides		one side		two sides			