



**PRODUCT INFORMATION** Shape\_TY\_US - 20.12.2016 - www.vs-furniture.com

## Shape swivel chair.

Office swivel chair with synchronous mechanism, continuous seat height adjustment and safety gas spring. Seat and backrest upholstered with breathable molded foam or back-support mesh. Comfortable flat seat and mid-height or high backrest with plastic external shell. Adjustable upholstered backrest.

Frame consisting of a 5-spoke star foot.




**Synchronous mechanism.** The seat and backrest are synchronized to move with sitter and are always at the correct angle. Continuously adjustable and lockable support pressure for the back.

**Synchronous mechanism - 3D (optional).** As for the synchronous mechanism, but with additional automatic adjustment capability for the entire upper part of the chair (seat and backrest) either forward (inclination of seat up to  $-8^{\circ}$ ) or backward (inclination of backrest from  $82^{\circ}$  to  $128^{\circ}$ ), as well as to the side (lateral movement  $\pm 6^{\circ}$ ).

**Synchronous mechanism - 3D, lockable (optional).** With additional locking capability in zero position or at  $-6^{\circ}$  forward inclination.

**Lumbar support (optional)** mechanical depth adjustment.

The following material groups are available to choose from: Plastic frame: C(black); Frame made of metal: M(polished Alu, Alu silver); Fabric cover: S66,67,68.

				
Shape		31712	31713	31714
	Back upholstery			net
	Seat w/d	19 $\frac{3}{8}$ -15 $\frac{3}{8}$		19 $\frac{3}{4}$ -15
	Seat h (optional)	15 $\frac{3}{4}$ -20 $\frac{1}{2}$ -(17 $\frac{3}{4}$ -22 $\frac{1}{8}$ )		
	Total w-h-d	28 $\frac{3}{8}$ -35 $\frac{1}{2}$ -43 $\frac{3}{4}$ -28 $\frac{3}{8}$	28 $\frac{3}{8}$ -38 $\frac{5}{8}$ -46 $\frac{7}{8}$ -28 $\frac{3}{8}$	28 $\frac{3}{8}$ -39 $\frac{3}{4}$ -44 $\frac{1}{2}$ -28 $\frac{3}{8}$
	Back h	19 $\frac{3}{4}$	22 $\frac{7}{8}$	25
	Weight kg	29,8	32,6	28,4